
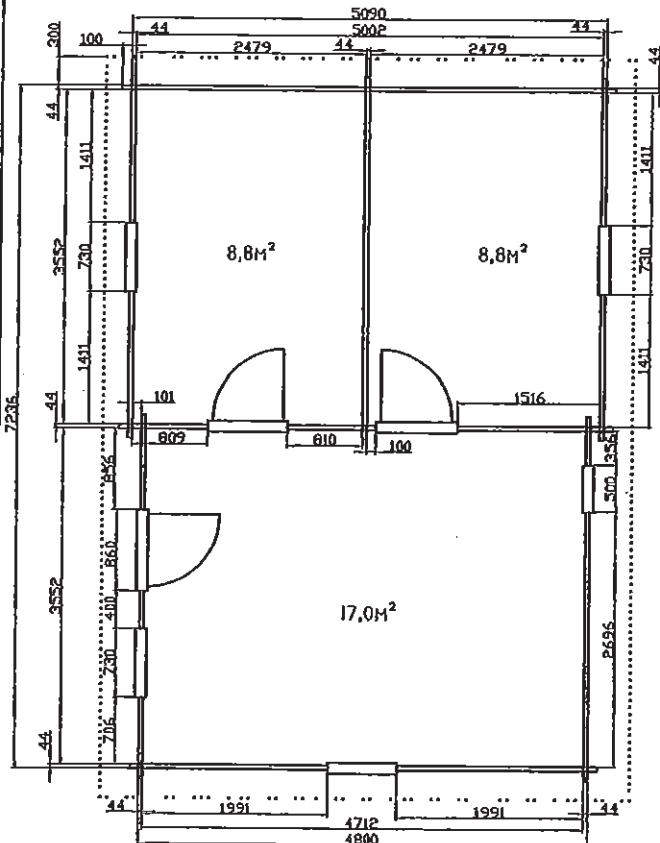




5172(44)

5172(60)



5×7.2m (44mm、60mm)

軒の出0.3m

外部ドアガラス付き1 /内部ドアガラス付き2 /窓4 /小窓1

床板22mm /屋根板19mm /棟木・母屋240×60mm

土台140×44mm・70×44mm

壁高さ2.5m /屋根最高高さ3.5m